

STAGE 5
CERTIFIED

Disc chippers | Drum chippers



PRODUCT OVERVIEW »



Extract from a report by the trade magazine
FORSTMASCHINEN-PROFI
www.forstfachverlag.de

...

Chippers from the far north of Germany

For the tree service SKT in Witten, working with woodchippers is daily work and these machines are used in the most diverse locations.

René Closset and his team have tried many brands.

They were the most satisfied with Jensen chippers, so that they have five of six machines from the North German manufacturer now.

According to Closset, the flexibility in manufacturing is a great asset, with a huge variety of models and engine types on offer.

In addition, bespoke requests can be fulfilled. So SKT have their A530 tracked chipper with a removable feed hopper..

...





Index

Since 1884	4
Why JENSEN?	5
A530 L Petrol	6-7
A530 L Diesel	8-9
A540	10-11
A550	12-13
A450	14-15
A328	16-17
A350	18-19
A141 XL	20-21
PTO chippers	22-23
Tracked chippers	24-25
Spider	26-27
Drum chippers	28-29
Custom made machines	30

Since 1884

The experience of the past
is the drive of our innovations today.



In 1884 the company was founded by the company founder Peter Jensen. Since then, production and sales have been located in Maasbüll, a small village in northern Germany, east of the city of Flensburg.

In addition to manufacturing machines for agricultural engineering, the offer of contract work and repairs Peter Jensen developed special machines for the municipal sector and for the wood and veneer industry. This is how he invented the traditional woodchipper with the name „Marke

Angeln“, which quickly became the main product of the company.

With over 135 years of experience, it has played an important role for many years on the field of wood chipping technology.

The **JENSEN** strengths and features make it the first choice for highway authorities, local government, and Network Rail.

With **JENSEN**'s ease of maintenance, and safety features it is also a preferred machine for forestry, agriculture and horticulturists.

A key strength of Jensen is the ability to fulfil customers bespoke requirements, creating professional and innovative machines.

Thanks to experienced and competent dealers and importers, who provide professional support and service, **JENSEN** is the first choice for all tree services, hiring companies and service providers in Germany and in many other countries around the world.

Rely on our experience and our products: „Made in Germany“


JENSEN - the best choice!



Why JENSEN?

- ▶ Intermeshing Feed Roller System thanks to one hydraulic motor and a precision gear box
- ▶ Open top flywheel: nothing to hinder the chip leaving the flywheel, this results in a high capacity without any blockage
- ▶ Best blade and flywheel geometries for low power requirements
- ▶ Twin horizontal infeed rollers made of full steel: they can be grinded respectively welded on. The high weight of the solid rollers prevents the feed rollers from slipping on the material.
- ▶ Uniform chip size: G30 and G50 for all models
- ▶ Galvanized chassis, the most sustainable solution.
- ▶ Easy to maintain, excellent accessibility of the wearing parts.
- ▶ Power Control system and ECS (Electronic Controlled Sensor) infeed system on all models
- ▶ Long service life due to high build quality. „Made in Germany“
- ▶ High resale value and favorable operating costs

Quality out of passion!






An environmental option

The entry model of our delivery program is either equipped with a Vanguard V-Twin 16,9 kW or a 27 kW petrol engine.

This chipper already has the Power Control System and an ECS as standard



A530 L Petrol

Entry with environmental aspects

A530 L Petrol



disc chippers

Technical details	A530 L Petrol
Max. capacity:	150 mm
Feed roller aperture:	210 x 150 mm
Engine:	Vanguard V-Twin OHV
Output:	16,9 oder 27 kW
Diameter flywheel:	600 mm
Thickness flywheel:	25 mm
RPM flywheel:	1.300 RPM
Chip size:	5 - 20 mm (hydr. adjustable)
Infeed:	hydraulic motor / gear box
Hopper (w x h):	850 x 830 mm
Hydraulic tank:	20 l
Chassis:	80 km/h
Tires:	155R13C
Fuel tank capacity:	30 l
Dimensions (l x w):	3.400 x 1.380 mm
Working height:	600 mm
Transport height:	2.200 mm
Weight:	approx. 720 kg
Turntable:	-
Capacity:	approx. 15 m ³ /h

Technical details PTO chipper (540 or 1.000 RPM)

Required power:	-
Dimensions:	-
Height with exhaust chute:	-
Weight:	-
Wheeled chassis:	-



This high-capacity compact chipper is the perfect machine for work in confined spaces and public areas where the use of diesel engines is prohibited. It is allowed to transport this machine with only the class B driving license.



Power Control System



Galvanized chassis



Chute 360° rotatable



Central greasing point



Automatic V-belt tensioner



ECS



114 dB LWA

The compact Chipper

With a total weight below 750 kg and a Kubota 16,8 kW diesel engine this model provides compactness with outstanding performance.

It is one of the most popular chippers for those who do not hold a UK trailer license.



A530 L Diesel

Compact quality

A530 L Diesel



disc chippers

Technical details	A530 L Diesel
Max. capacity:	150 mm
Feed roller aperture:	210 x 150 mm
Engine:	Kubota
Output:	16,8 kW
Diameter flywheel:	600 mm
Thickness flywheel:	25 mm
RPM flywheel:	1.300 RPM
Chip size:	5 - 20 mm (hydr. adjustable)
Infeed:	hydraulic motor / gear box
Hopper (w x h):	850 x 830 mm
Hydraulic tank:	20 l
Chassis:	80 km/h
Tires:	155R13C
Fuel tank capacity:	13 l
Dimensions (l x w):	3.450 x 1.380 mm
Working height:	600 mm
Transport height:	2.200 mm
Weight:	approx. 750 kg
Turntable:	-
Capacity:	approx. 15 m ³ /h

Technical details PTO chipper (540 or 1.000 RPM)

Required power:	-
Dimensions:	-
Height with exhaust chute:	-
Weight:	-
Wheeled chassis:	-



Available with braked or unbraked chassis.

The 530L Di is a very popular and robust machine, weighing sub 750kg.



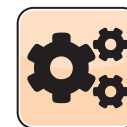
Power Control System



Galvanized chassis



Chute 360° rotatable



Central greasing point




Automatic V-belt tensioner



ECS



114 dB LWA



The bestseller with high performance

The Kubota 18,5 kW diesel engine and the infeed aperture of 240 x 200 mm ensure that this machine can rightly be called the **JENSEN** best seller.

This chipper combines excellent performance with a particularly compact construction.

A540



disc chippers

A540

The most powerful bestseller

Technical details	A540
Max. capacity:	200 mm
Feed roller aperture:	240 x 200 mm
Engine:	Kubota
Output:	18,5 kW
Diameter flywheel:	650 mm
Thickness flywheel:	30 mm
RPM flywheel:	1.200 RPM
Chip size:	5 - 20 mm (hydr. adjustable)
Infeed:	hydraulic motor / gear box
Hopper (w x h):	1.000 x 800 mm
Hydraulic tank:	28 l
Chassis:	80 km/h (single axle / tandem)
Tires:	175R13C / 185R14C (turntable)
Fuel tank capacity:	30 l / 45 l (turntable)
Dimensions (l x w):	3.530 x 1.480 mm
Working height:	600 mm
Transport height:	2.320 mm
Weight:	approx. 1.200 / 1.450 kg
Turntable:	optional
Capacity:	approx. 15 m ³ /h

Technical details PTO chipper (540 or 1.000 RPM)	
Required power:	30 kW
Dimensions:	1.710 x 1.260 mm
Height with exhaust chute:	2.250 mm
Weight:	750 kg
Wheeled chassis:	single axle (25 or 80 km/h)



*This model is also available with turntable.
The A540 is our bestseller with high performance
and industry leading productivity for the most demanding projects.*



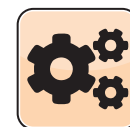
Power Control System




Galvanized chassis



Chute 360° rotatable



Central greasing point



Automatic V-belt tensioner



ECS



114 dB LWA



New developments

The new A550 is a further development of the A540 based on the new emission values for the exhaust gases of the diesel engines.

The Yanmar 27,7 kW Stage V diesel engine together with a larger infeed aperture and a more aggressive upper feed roller characterizes this latest generation of chippers.

A550

The ecological partner

A550



disc chippers

Technical details	A550
Max. capacity:	200 mm
Feed roller aperture:	240 x 200 mm
Engine:	Yanmar
Output:	27,2 kW
Diameter flywheel:	650 mm
Thickness flywheel:	30 mm
RPM flywheel:	1.200 RPM
Chip size:	5 - 20 mm (hydr. adjustable)
Infeed:	hydraulic motor / gear box
Hopper (w x h):	1.000 x 800 mm
Hydraulic tank:	28 l
Chassis:	80 km/h (single axle)
Tires:	175R13C
Fuel tank capacity:	30 l
Dimensions (l x w):	3.750 x 1.430 mm
Working height:	600 mm
Transport height:	2.320 mm
Weight:	approx. 1.300 kg
Turntable:	-
Capacity:	approx. 18 m ³ /h

Technical details PTO chipper (540 or 1.000 RPM)

Required power:	-
Dimensions:	-
Height with exhaust chute:	-
Weight:	-
Wheeled chassis:	-



This new model has a reliable Yanmar engine with DPF and common rail technology. The accessibility of the engine is excellent due to the newly developed hood.




Power Control System



Galvanized chassis



Chute 360° rotatable



Central greasing point



Automatic V-belt tensioner



ECS



114 dB LWA



Latest Innovation

Like its predecessor, this new model excels in robustness, best functionality, operator friendliness and high safety.

The machine is available with a Kubota 28 kW or a Hatz 42 kW diesel engine, which both meet the Stage V emission requirements.



A450

Innovation in a new design

A450



disc chippers

Technical details	A450
Max. capacity:	200 mm
Feed roller aperture:	245 x 200 mm
Engine:	Kubota or Hatz
Output:	28 kW or 42 kW
Diameter flywheel:	730 mm
Thickness flywheel:	30 mm
RPM flywheel:	1.300 RPM
Chip size:	5 - 20 mm (hydr. adjustable)
Infeed:	hydraulic motor / gear box
Hopper (w x h):	1.070 x 850 mm
Hydraulic tank:	28 l
Chassis:	80 km/h (single axle / tandem)
Tires:	185R14C
Fuel tank capacity:	47 l
Dimensions (l x w):	3.620 x 1.950 mm
Working height:	850 mm
Transport height:	2.700 mm
Weight:	approx. 1.600 / 1.800 kg
Turntable:	optional
Capacity:	approx. 20 m ³ /h

Technical details PTO chipper (540 or 1.000 RPM)

Required power:	-
Dimensions:	-
Height with exhaust chute:	-
Weight:	-
Wheeled chassis:	-



With a feed roller aperture of 245 x 200 mm, the Power Control System and the famous ECS this chipper easily processes logs up to 200mm.



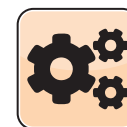
Power Control System



Galvanized chassis



Chute 360° rotatable



Central greasing point



Automatic V-belt tensioner



ECS



114 dB LWA

Proven performance

Thanks to the flywheel with a weight of 180 kg and the wide blades (330 mm!), this chipper, with its huge appetite can process large volumes everyday.

Available with single-axle or tandem wheel set. The turntable allows the machine to be positioned in any desired working direction.



A328



disc chippers

A328

Good for larger quantities

Technical details	A328
Max. capacity:	220 mm
Feed roller aperture:	280 x 200 mm
Engine:	Hatz (water cooled)
Output:	43,7 kW
Diameter flywheel:	820 mm
Thickness flywheel:	35 mm
RPM flywheel:	1.000 RPM
Chip size:	5 - 20 mm (hydr. adjustable)
Infeed:	hydraulic motor / gear box
Hopper (w x h):	1.150 x 800 mm
Hydraulic tank:	23 l
Chassis:	80 km/h (single axle / tandem)
Tires:	185/65R14 or 205R14C
Fuel tank capacity:	70 l
Dimensions (l x w):	4.100 x 2.140 mm
Working height:	850 mm
Transport height:	3.000 mm
Weight:	approx. 2.100 kg
Turntable:	yes
Capacity:	approx. 25 m ³ /h

Technical details PTO chipper (540 or 1.000 RPM)	
Required power:	50 kW
Dimensions:	2.350 x 1.450 mm
Height with exhaust chute:	2.500 mm
Weight:	950 kg
Wheeled chassis:	single axle (25 or 80 km/h)



The latest generation Hatz diesel engine 3H50 TICD makes this machine a reliable partner for everyday work.



Power Control System



Galvanized chassis



Chute 360° rotatable



Central greasing point



ECS



114 dB LWA



The allrounder

The second model of the new generation of durable chipper assisted by a large infeed opening of 300 x 240 mm with a large upper feed roller and a hopper with a width of no less than 1.300 mm.

The fluid coupling between engine and flywheel ensures a quiet and even start-up of the machine.

A350

Strong allrounder

A350



240 mm

disc chippers

Technical details	A350
Max. capacity:	240 mm
Feed roller aperture:	300 x 240 mm
Engine:	Hatz (water cooled)
Output:	55,4 kW
Diameter flywheel:	820 mm
Thickness flywheel:	35 mm
RPM flywheel:	1.000 RPM
Chip size:	5 - 20 mm (hydr. adjustable)
Infeed:	hydraulic motor / gear box
Hopper (w x h):	1.300 x 850 mm
Hydraulic tank:	30 l
Chassis:	80 km/h (single axle / tandem)
Tires:	185/65R14 or 205R14C
Fuel tank capacity:	70 l
Dimensions (l x w):	4.100 x 2.140 mm
Working height:	850 mm
Transport height:	3.000 mm
Weight:	approx. 2.200 kg
Turntable:	yes
Capacity:	approx. 30 m ³ /h

Technical details PTO chipper (540 or 1.000 RPM)

Required power:	-
Dimensions:	-
Height with exhaust chute:	-
Weight:	-
Wheeled chassis:	-



The Power Control System and the ECS are standard on the A350.
The wide hopper makes it easy to feed large amounts of branches and shrubs.
The 270 ° turntable makes work much easier too.



Power Control System



Galvanized chassis



Chute 360° rotatable



Central greasing point



Automatic V-belt tensioner



ECS



114 dB LWA



The Ultimate 141 XL

With its enormous power, this largest disc chipper in the **JENSEN** program achieves a capacity of approximately 35 m³ / h.

The width of the infeed channel of 410 mm is particularly important when processing large quantities of bush wood. The maximum diameter to be processed is 300 mm.



A141 XL

Large format performance

A141 XL



disc chippers

Technical details	A141XL
Max. capacity:	300 mm
Feed roller aperture:	400 x 300 mm
Engine:	Hatz (water cooled)
Output:	55,4 kW
Diameter flywheel:	1.060 mm
Thickness flywheel:	40 mm
RPM flywheel:	1.000 RPM
Chip size:	5 - 20 mm (hydr. adjustable)
Infeed:	hydraulic motor / gear box
Hopper (w x h):	1.370 x 840 mm
Hydraulic tank:	64 l
Chassis:	80 km/h (single axle / tandem)
Tires:	205R14C
Fuel tank capacity:	70 l (turntable)
Dimensions (l x w):	4.700 x 2.350 mm
Working height:	800 mm
Transport height:	3.300 mm
Weight:	approx. 3.200 kg
Turntable:	yes
Capacity:	approx. 35 m ³ /h

Technical details PTO chipper (540 or 1.000 RPM)	
Required power:	60 kW
Dimensions:	2.600 x 1.700 mm
Height with exhaust chute:	2.900mm
Weight:	1.950 kg
Wheeled chassis:	single axle (25 or 80 km/h)



The chassis of the A141XL is galvanized just like on the other models. Despite the size of this machine, regular maintenance work can be carried out quickly and easily.




Power Control System



Galvanized chassis



Chute 360° rotatable



Central greasing point



Automatic V-belt tensioner



ECS



114 dB LWA

Overview Jensen PTO chippers

Technical details	A530	A540	A425	A328	A231	A141 XL
Max. capacity	150 mm	190 mm	200 mm	220 mm	240 mm	300 mm
Feed roller aperture	210 x 150 mm	210 x 190 mm	245 x 200 mm	280 x 240 mm	310 x 240 mm	410 x 300 mm
Required power	22 kW	30 kW	40 kW	50 kW	55 kW	60 kW
RPM PTO	540 or 1.000	540 or 1.000	540 or 1.000	540 or 1.000	540 or 1.000	540 or 1.000
Diameter flywheel	600 mm	650 mm	730 mm	820 mm	970 mm	1.060 mm
Thickness flywheel	25 mm	30 mm	30 mm	35 mm	35 mm	40 mm
RPM flywheel	1.000	1.000	1.000	1.000	1.000	1.000
Infeed	hydr. motor / gear box	hydr. motor / gear box	hydr. motor / gear box	hydr. motor / gear box	hydr. motor / gear box	hydr. motor / gear box
Power Control System	standard	standard	standard	standard	standard	standard
ECS	Option	Option	Option	Option	Option	Option
Dimensions hopper (w x h)	850 x 830 mm	1.000 x 800 mm	1.050 x 880 mm	1.150 x 800 mm	1.160 x 900 mm	1.370 x 850 mm
Hydraulic tank	20 l	28 l	27 l	23 l	60 l	64 l
Chassis	25 or 80 km/h	25 or 80 km/h	25 or 80 km/h	25 or 80 km/h	25 or 80 km/h	25 or 80 km/h
Chute	360° rotatable	360° rotatable	360° rotatable	360° rotatable	360° rotatable	360° rotatable
Hour meter	yes	yes	yes	yes	yes	yes
Length	1.850 mm	1.950 mm	1.950 mm	2.000 mm	2.100 mm	2.300 mm
Width	1.200 mm	1.260 mm	1.200 mm	1.450 mm	1.500 mm	1.600 mm
Working height	650 mm	600 mm	600 mm	650 mm	650 mm	650 mm
Transport height	2.500 mm	2.250 mm	2.540 mm	2.700 mm	3.000 mm	3.000 mm
Weight	approx. 500 kg	approx. 750 kg	approx. 800 kg	approx. 950 kg	approx. 1.400 kg	approx. 1.950 kg
Noise level (LWA)	114 dB	114 dB	114 dB	114 dB	114 dB	114 dB

All PTO machines work with a completely independent hydraulic system. You only need a suitable carrier vehicle or tractor for the drive and power supply.

By default, the loading type is manual. Optionally, the machines can be equipped for other types of loading. Each PTO machine is individually tailored to your specific requirements and your fleet. Equipment with a crane or other extras is optional.

Contact us, we can manufacture it!

PTO chippers

Die Alternative für Zugmaschinen oder Trägerfahrzeuge

There is already a suitable **JENSEN** chipper for tractors from 22 kW (30 HP).

All machines are available for front mounting as well as rear mounting with mounting plate (Unimog) or three-point mounting (tractor).

On request, the chippers can be equipped with a special chassis, crane and other accessories.

Every PTO machine is manufactured according to your requirements.



A530 L – A141 XL



150 - 300 mm

Our tracked chippers are available in the most diverse versions.

All models can be equipped with fixed or adjustable tracks and are available with different options.

With these flexible machines, a maximum speed of approx. 3 km / h can be achieved.

Maximum slope angle is approx. 30°.




Scale for displaying the level compensation



Option: hydraulic winch



Option: electric winch



Option: support plate

Tracked chippers

Flexibility
without limits


Tracked chippers



Tracked chippers

Technical details	A530L Tracked
Max. capacity:	150 mm
Feed roller aperture:	210 x 150 mm
Engine:	Kubota
Output:	18,5 kW
Diameter flywheel:	600 mm
Thickness flywheel:	25 mm
RPM flywheels:	1.300 RPM
Infeed:	hydraulic motor / gear box
Hopper (w x h):	850 x 830 mm
Capacity:	approx. 15 m ³ /h
Tracks fixed (l x w x h):	2.250 x 1.200 x 2.550 mm
Tracks adjustable (l x w x h):	2.250 x 1.125 x 2.550 mm
Weight (approx.):	fixed 1.200 kg / adjustable 1.250 kg

Technical details	A540 Tracked
Max. capacity:	200 mm
Feed roller aperture:	240 x 200 mm
Engine:	Kubota
Output:	18,5 kW
Diameter flywheel:::	650 mm
Thickness flywheel:	30 mm
RPM flywheel:	1.300 RPM
Infeed:	hydraulic motor / gear box
Hopper (w x h):	1.000 x 800 mm
Capacity:	approx. 18 m ³ /h
Tracks retracted (l x w x h):	2.500 x 1.310 x 2.345 mm
Tracks extended (l x w x h):	2.500 x 1.310 x 2.345 mm
Weight (approx.):	fixed 1.400 kg / adjustable 1.450 kg



No matter if work is done along the track, the motorways or on steep slopes, with the tracked machines you can work anywhere regardless of the terrain conditions.

All Jensen chippers powered by their own engine are available with the fixed or variable tracks, and / or tilting bed.



Flexible and functional

The intelligent unique advanced construction (patented), provides the necessary safety and flexibility for working on slopes and difficult to access terrain.

The A540 Spider is a unique machine thanks to the enormous ground clearance (max. 700 mm) and ease of operation on the steepest banks.



Option: remote control



Option: special color


A540 Spider

Intelligent,
unique and safe

A540 Spider



Technical details	A540 Spider
Max. capacity:	200 mm
Feed roller aperture:	240 x 200 mm
Engine:	variable
Output:	approx. 36 kW
Diameter flywheel:	650 mm
Thickness flywheel:	30 mm
RPM flywheel:	1.300 RPM
Infeed:	hydraulic motor / gear box
Hopper (w x h):	1.000 x 800 mm
Capacity:	approx. 18 m ³ /h
Tracks retracted (l x w x h):	2.400 x 1.315 x 2.500 mm
Tracks extended (l x w x h):	2.400 x 1.820 x 2.800 mm
Weight (approx.):	2.000 kg



Because the tracks are adjustable in width by more than 500 mm and the height above the ground level of the machine is up to 700 mm, a flexible use of the machine is guaranteed under the most difficult conditions.

This model can also be fitted with the usual options.

A tilting bed is also possible.



400 mm



JT 600



The Big Player

The oversized rotor guarantees trouble-free processing of logs up to a diameter of 400 mm.

Forestry cranes from 6,5 to 10 m reach and a conveyor belt up to 2.300 mm in length fulfill every claim to the individual functionality of the chipper.



JT600 Di

Maximum performance for high quality wood chips

Technical details	JT 600 Di
Max. capacity:	400 mm
Infeed:	560 x 400 mm
Engine:	Perkins
Output:	110 kW
Diameter rotor:	600 mm
Number of blades:	6
Screens:	40 / 60 / 80
Conveyor belt:	1.100 mm (up to 2.300 mm)
Infeed hopper:	1.330 mm
Chassis:	80 km/h (single axle / tandem)
Dimensions (l x w):	5.530 x 2.400 mm
Transport height:	3.670 mm
Weight with crane:	approx. 9.000 kg
Crane:	optional

Technical details	JT 600 (PTO 1.000 RPM)
Required power:	100 kW
Max capacity:	400 mm
Infeed:	560 x 400 mm
Diameter rotor:	600 mm
Number of blades:	6
Screens:	40 / 60 / 80
Conveyor belt:	1.100 mm (up to 2.300 mm)
Infeed hopper:	1.330 mm
Dimensions (l x w x h):	3.980 x 2.530 x 3.670 mm
Weight with crane:	approx. 7.000 kg
Crane:	optional
Chassis:	single axle or tandem



Custom made chippers



Our standards

We make every machine as if we were building it for ourselves.

This guarantees problem-free high quality and a long service life.

Our machines comply with the machine directive 2006/42 / EC as well as the noise emission directive 2000/14 / EC, because it is our standard that our chippers are made to the highest safety standards and technical requirements.

When choosing our suppliers, we pay attention to the highest quality and we only use components from renowned manufacturers.

Our requirements also include a guaranteed spare parts supply of at least 10 years for standard machines.

Thanks to our many years of experience in the development and manufacture of chippers, we are happy to respond to your wishes and offer ready-made solutions.





Quality out of passion!



JENSEN GmbH | Bahnhofstraße 20 - 22 | D-24975 Maasbüll | Germany | Tel. +49 46 34 - 93 700 | Fax: +49 46 34 - 10 25
E-Mail: info@jensen-service.de | www.jensen-service.de

Your Jensen Dealer: